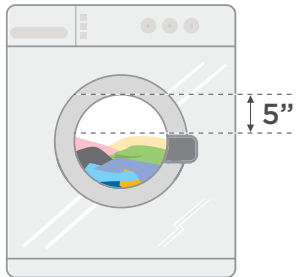


ATTENTION STUDENTS!

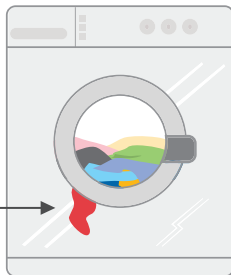
LOADING:

1 Do not over load or machines may “time out” and lock clothes in for an extended period of time

2 Leave 5 inches at the top of machine




3 Pile clothes loosely and make sure nothing is hanging from the door



DETERGENT:

1 Too much detergent may cause over-sudsing and washer malfunction. Machines will be out of order until a technician can reprogram or repair the machines. Please help to keep our machines in working order.



2 For best results, use  high-efficiency detergent and always follow the manufacturer's directions on the detergent bottle label

Look for this symbol on your detergent container.



3 For non-HE detergent use only ¼ of the recommended amount



For more laundry tips check out The Campus Clothesline®
www.campusclothesline.com

