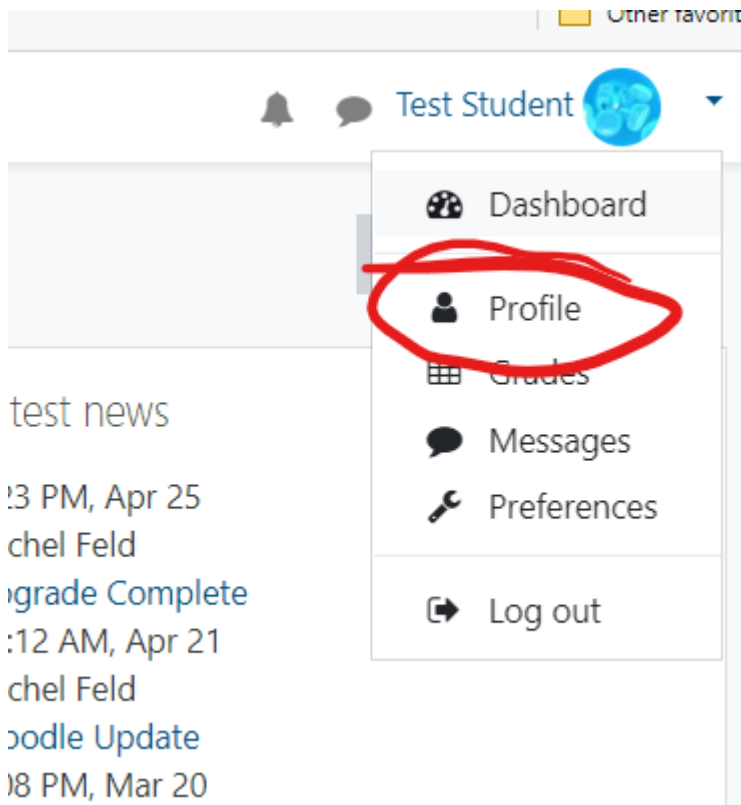


Viewing Reports and Logs

If your instructor has enabled this feature, you can get detailed reports about your activity in a Moodle course. Steps:

1. Log in to Moodle. Right from your Dashboard, before you enter the course, locate your User icon in the upper right corner. Use the down-arrow to select your Profile.



2. From your Profile page, locate your courses in the lower-left corner. Select the course for which you wish to view reports.

Privacy and policies

Data retention summary

Course details

Course profiles

SCI2001 01: Advanced Biology (201920 2)

SCI1003: Biology Meta-Site (Spring 2020)

3. Once the new page has loaded, look for the Reports pane, in the right-center pane.

Reports

Today's logs

All logs

Outline report

Complete report

Browser sessions

Grades overview

Grade

4. Selecting "Today's logs" will show you all of your activity for the day in a table format:

Time	User full name	Affected user	Event context	Component	Event name	Description	Origin	IP address
April 28 2020, 3:23 PM	Test Student	Test Student	Course: SCI1003: Biology Meta-Site (Spring 2020)	System	User profile viewed	The user with id '5488' viewed the profile for the user with id '5488' in the course with id '4232'.	web	66.41.243.211
April 28 2020, 3:04 PM	Test Student	Test Student	Course: SCI1003: Biology Meta-Site (Spring 2020)	Activity report	Outline report viewed	The user with id '5488' viewed the outline report for the user with id '5488' for the course with id '4232'.	web	66.41.243.211
April 28 2020, 3:03 PM	Test Student	Test Student	Course: SCI1003: Biology Meta-Site (Spring 2020)	System	User profile viewed	The user with id '5488' viewed the profile for the user with id '5488' in the course with id '4232'.	web	66.41.243.211
April 28 2020, 3:02 PM	Test Student	Test Student	Assignment: HHMI Lecture Responses	Assignment	Feedback viewed	The user with id '5488' viewed the feedback for the user with id '5488' for the assignment with course module id '219701'.	web	66.41.243.211


5. Selecting "All logs" will show you the activities for the entire term. (The view is identical to the one above, but with more data shown.)

6. Selecting "Outline report" will give you a snapshot of activity, organized according to the course organization.


Lab Resources		
Evolution Lab Resources	-	
Pop Growth	1 views	Tuesday, April 28, 2020, 2:17 PM (1 hour 9 mins)
HHMI Lecture Activity - Lab Activity for March 30-...	-	
HHMI Lecture- Guide Questions (Word Doc)	-	
HHMI Lecture - Guide Questions (pdf)	-	
HHMI Lectures- Viral Outbreak (2010)	-	
Instructions for Lab Activity- March 30-April 3, 2020	-	
HHMI Lecture Responses	Grade: 25.00 / 25.00	Wednesday, March 25, 2020, 4:56 PM (33 days 22 hours)
Virtual Cardiology Lab	-	
Directions for Virtual Cardiology Lab	-	
Virtual Cardiology Lab	Grade: 0.00 / 32.00	Tuesday, April 21, 2020, 8:21 AM (7 days 7 hours)
HHMI Virtual Cardiology Lab	-	

7. Selecting "Complete report" will show ALL of the items in the course (including items that don't require attention, like labels) and what activity has taken place:

Evolution and the Christian Response

 Label: [Evolution Screencasts](#)

Never seen

 [URL: Faith and Evolution 1](#)

1 views - most recently Tuesday, April 28, 2020, 2:19 PM

 [URL: Faith and Evolution 2](#)

Never seen

 [URL: Faith and Evolution 3](#)

Never seen

 [URL: Struggles with Evolution](#)

Never seen

 [URL: What We Should Teach About Evolution](#)

Never seen

 [URL: Basics of Evolution](#)

Never seen

8. You can also access your Gradebook, for any of your courses, from this page.

Revision #1

Created Tue, Apr 28, 2020 8:19 PM by [Dan Fenske](#)

Updated Tue, Apr 28, 2020 8:46 PM by [Dan Fenske](#)